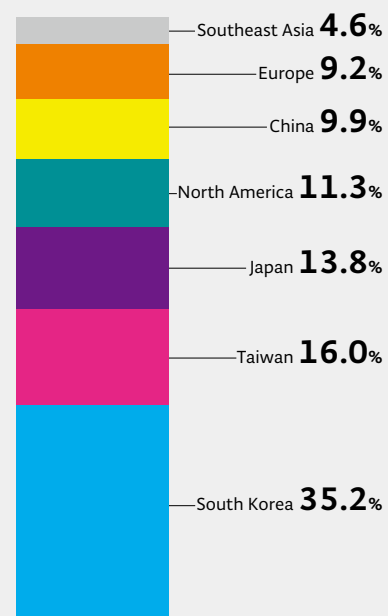


Business Overview and Financial Highlights

Semiconductor Production Equipment

- Coater/Developer
- Etch System
- Deposition System
- Cleaning System
- Wafer Prober

Sales by Region



Semiconductor devices are broadly used in mobile devices, such as smartphones and tablets, as well as the data center servers that are indispensable for the processing of big data. With the arrival of the IoT, semiconductor applications will expand in all fields, from consumer electronics and automobiles to medicine and healthcare. Tokyo Electron provides a wide range of semiconductor production equipment used to manufacture such semiconductors along with superior technical support and service. The main categories of our product lineup are coater/developers, etch systems, deposition systems and cleaning systems used in wafer processing as well as wafer probers used in the wafer testing process. In addition, we also offer such products as electrochemical deposition systems and wafer bonders/debonders used in advanced packaging processes.



FPD Production Equipment

- FPD Coater/Developer
- FPD Etch/Ash System
- Inkjet Printing System for Manufacturing OLED Panels

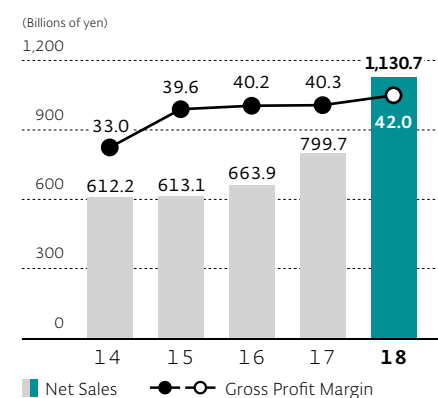
Sales by Region



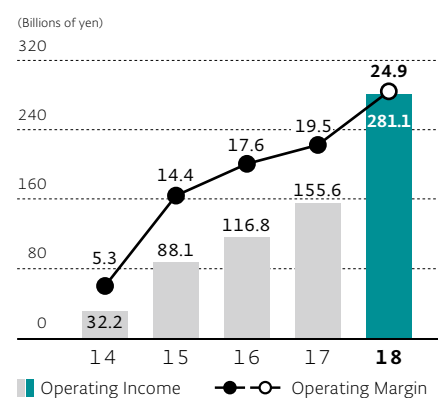
Flat panel displays (FPDs) are an essential part of everyday life, employed in such products as TVs, smartphones and tablets. Going forward, FPDs are expected to see new growth in demand for such applications as virtual reality (VR) and augmented reality (AR) head-mounted displays. Tokyo Electron supplies coater/developers and etch/ash systems for manufacturing FPDs along with solid technical support and service. We also offer an inkjet printing system for manufacturing OLED panels using large-sized substrates to take advantage of the expanding OLED display market.



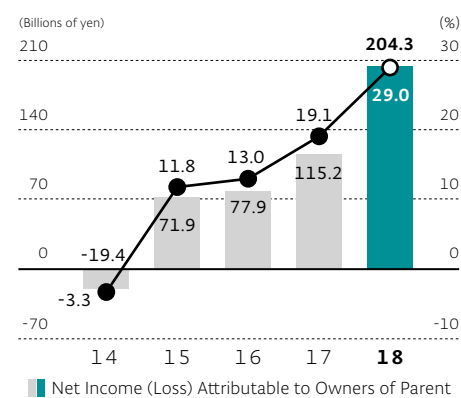
Net Sales and Gross Profit Margin



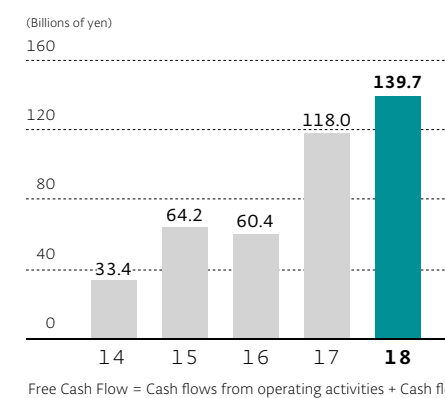
Operating Income and Operating Margin



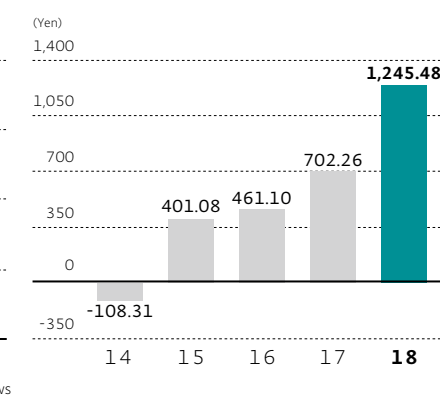
Net Income (Loss) Attributable to Owners of Parent and ROE



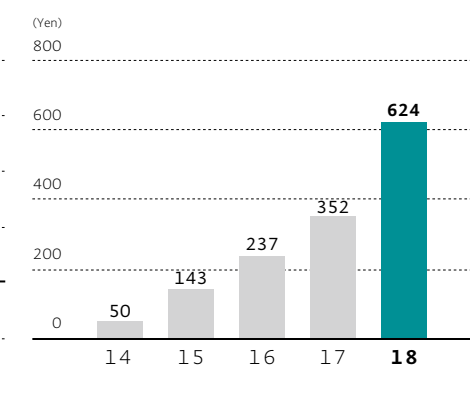
Free Cash Flow



Net Income (Loss) per Share



Cash Dividends per Share



The amounts in this report in billions, millions and thousands of yen; thousands of U.S. dollars; and thousands of shares as of and for the years ended March 31, 2016 and prior are rounded to the nearest unit. Such amounts as of and for the years ended March 31, 2017 and onward, including year-on-year differences, are truncated at the nearest unit. Accordingly, totals for the years ended March 31, 2017 and onward do not necessarily agree with the sum of the corresponding individual amounts.

Free Cash Flow = Cash flows from operating activities + Cash flows from investing activities (excluding changes in short-term investments with original maturities of less than one year)